

# USER GUIDE

# WALKER®

# REGENERATION ACTIVATOR & PREVENTION DOSE

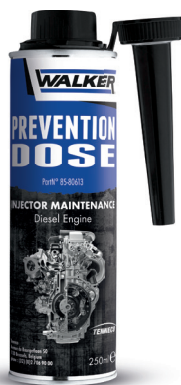
## Diesel Engine

SphereTech  
TECHNOLOGY INSIDE




### REGENERATION ACTIVATOR 80611

- Pour the entire product directly into the Fuel tank of the vehicle which must contain at least half a tank of Diesel fuel.
- Drive normally and then raise the engine RPM to 3500 for a few minutes during the first 30 miles / 50 km (using lower gears if necessary to avoid speeding).
- This process is to be repeated after the first 60 miles / 100 km travelled with the product.



### PREVENTION DOSE 80613

- Pour the complete bottle into the fuel tank (Treats up to 60 liters of Diesel fuel).
- In cases of heavy carbon build up, we recommend the Walker® 80611 Regeneration Activator 1.5L as an initial treatment, then Prevention Dose 80613 of 250ml.



**TENNECO**  
www.walker-eu.com

# USER GUIDE

# WALKER®

# REGENERATION ACTIVATOR & PREVENTION DOSE

## Diesel Engine

SphereTech  
TECHNOLOGY INSIDE




### REGENERATION ACTIVATOR 80611

- Pour the entire product directly into the Fuel tank of the vehicle which must contain at least half a tank of Diesel fuel.
- Drive normally and then raise the engine RPM to 3500 for a few minutes during the first 30 miles / 50 km (using lower gears if necessary to avoid speeding).
- This process is to be repeated after the first 60 miles / 100 km travelled with the product.



### PREVENTION DOSE 80613

- Pour the complete bottle into the fuel tank (Treats up to 60 liters of Diesel fuel).
- In cases of heavy carbon build up, we recommend the Walker® 80611 Regeneration Activator 1.5L as an initial treatment, then Prevention Dose 80613 of 250ml.



TENNECO  
[www.walker-eu.com](http://www.walker-eu.com)